


Unveiling the Secrets: A Comprehensive Guide to Chords on the Guitar for Left-Handed Musicians

Embarking on a musical journey with the guitar can be an incredibly rewarding experience, regardless of your handedness. However, for left-handed guitarists, navigating the fretboard can present unique challenges. One of the most fundamental aspects of playing the guitar is mastering chords, and this guide will provide a comprehensive overview of left-handed guitar chords, empowering you to unlock the full potential of this beloved instrument.

Understanding the Orientation of the Guitar

The traditional orientation of the guitar is designed for right-handed players. This means that the low E string is on the bottom, closest to the player's chest, and the high E string is on the top, furthest from the player's chest. However, for left-handed guitarists, this orientation is reversed.



Left-Handed Children's Guitar Chord Book by William Bay

★★★★☆ 4.5 out of 5

Language : English

File size : 4546 KB

Print length: 34 pages

Lending : Enabled



To convert a right-handed guitar for left-handed playing, you must:

- Flip the strings so that the low E string is now on top.
- Flip the nut and saddle so that the slots for the strings are now reversed.
- Potentially reverse the bridge and electronics (optional).

Reading Chord Diagrams

Chord diagrams are a visual representation of how to finger a chord on the guitar. They display the fretboard from the perspective of the player looking down at the guitar. For left-handed guitarists, it is important to use chord diagrams that are specifically designed for left-handed players.

In a left-handed chord diagram, the low E string is on the bottom of the diagram, and the high E string is on the top. The numbers indicate which finger to use, with 1 being the index finger, 2 being the middle finger, 3 being the ring finger, and 4 being the pinky.

Basic Left-Handed Chords

Now that you understand the orientation of the guitar and how to read chord diagrams, let's explore some basic left-handed guitar chords.

1. **C Major**: 032010
2. **G Major**: 320003
3. **D Major**: xx0232
4. **Em (E Minor)**: 022000
5. **Am (A Minor)**: 002210

Advanced Left-Handed Chords

Once you have mastered the basic chords, you can expand your repertoire by learning more advanced chords.

1. **F Major:** 133211
2. **Bm (B Minor):** xx2432
3. **E Major:** 022100
4. **A Major:** 002220
5. **G6:** 320000

Tips for Left-Handed Guitarists


Here are some tips for left-handed guitarists to help you excel in your musical journey:

- **Find a qualified guitar teacher** who has experience teaching left-handed guitarists.
- **Practice regularly.** The more you practice, the more comfortable you will become with the left-handed guitar.
- **Listen to and play along with your favorite songs.** This will help you improve your coordination and timing.
- **Don't be afraid to ask for help** from other left-handed guitarists or experienced guitar teachers.

Playing the guitar as a left-handed musician requires a unique approach, but it is an incredibly rewarding experience. By understanding the orientation of the guitar, learning how to read chord diagrams, and

practicing regularly, you can master left-handed guitar chords and unlock the full potential of this beloved instrument.

So, grab your left-handed guitar, embrace your southpaw spirit, and embark on a musical journey that will inspire and delight you for years to come.



Left-Handed Children's Guitar Chord Book by William Bay


★ ★ ★ ★ ☆ 4.5 out of 5

Language : English

File size : 4546 KB

Print length: 34 pages

Lending : Enabled



Understanding How to Build Guitar Chords and Arpeggios: A Comprehensive Guide for Guitarists

Mastering guitar chords and arpeggios is a fundamental aspect of guitar playing that opens up a world of musical possibilities. These techniques provide the backbone for...



Closing the Shocking Education Gap for American Children: A Comprehensive Guide to Addressing Educational Inequalities and Ensuring Equitable Outcomes for All Students

Education is the foundation upon which a successful and just society is built. It empowers individuals with the knowledge, skills, and critical thinking...