

Touch and Expression in Piano Playing: A Comprehensive Guide

In the realm of music, the piano stands as a majestic instrument capable of expressing a vast range of emotions and articulations. At the heart of this expressive capability lies the pianist's touch—the delicate and deliberate manipulation of the keys. Through the subtle nuances of touch, pianists can infuse their performances with depth, character, and individuality.

In this comprehensive guide, we will delve into the intricate world of touch and expression in piano playing. We will explore the fundamental techniques that underpin expressive touch, examining how pianists employ finger pressure, key velocity, and pedaling to create a kaleidoscope of sonic possibilities. Furthermore, we will delve into the role of musical interpretation, discussing how pianists interpret musical scores and convey their own artistic visions through their touch.



Touch and Expression in Piano Playing (Dover Books On Music: Piano) by Clarence G. Hamilton

★★★★☆ 4 out of 5

Language	: English
File size	: 7908 KB
Text-to-Speech	: Enabled
Screen Reader	: Supported
Enhanced typesetting	: Enabled
Word Wise	: Enabled
Print length	: 82 pages
Lending	: Enabled

FREE

DOWNLOAD E-BOOK



Understanding the Fundamentals of Touch

The foundation of expressive touch lies in the pianist's ability to control the pressure applied to the keys. By varying the amount of force exerted on each key, pianists can produce a wide range of dynamics, from the softest pianissimo to the most thunderous fortissimo.

In addition to pressure, the velocity at which the keys are struck also plays a crucial role in shaping the sound. A swift keystroke creates a sharp attack, while a more gradual keystroke produces a softer, more legato sound. By combining varying degrees of pressure and velocity, pianists can achieve a nuanced articulation that brings the music to life.

Pedaling is another essential element of expressive piano playing. The sustain pedal, when depressed, allows the strings to continue vibrating after the keys have been released. This technique creates resonance and sustain, adding depth and richness to the sound. The soft pedal, on the other hand, shifts the hammers slightly to the side, producing a softer, more muted tone.

Exploring the Art of Musical Interpretation

Beyond the technical aspects of touch, the pianist's interpretation of the musical score is paramount in shaping the expressive qualities of a performance. Pianists must carefully consider the composer's intentions, the musical context, and their own artistic sensibilities when interpreting a piece.

Articulation marks, such as staccato, legato, and portato, provide guidance on how the notes should be connected and played. Dynamics, indicated by terms such as piano, forte, and crescendo, further inform the pianist's

interpretation. By meticulously observing these markings, pianists can stay true to the composer's vision while also incorporating their own unique interpretations.

Developing Expressive Touch

Mastering expressive touch is a gradual process that requires dedication, practice, and close attention to detail. Here are some tips for developing your own expressive touch:

1. Practice Slowly and Deliberately:

Begin by practicing scales and exercises slowly and deliberately. Focus on controlling your finger pressure and key velocity to achieve a consistent and even sound.

2. Listen Intently:

As you practice, listen attentively to the sound you produce. Notice the variations in dynamics, articulation, and pedaling that create different expressive effects.

3. Experiment with Different Fingerings:

Experiment with using different fingers to play the same notes. This can help you discover new ways to articulate and shape the sound.

4. Study Great Performances:

Listen to recordings of renowned pianists and analyze their touch and interpretation. Observe their use of dynamics, pedaling, and articulation to gain insights into expressive techniques.

5. Seek Guidance from a Teacher:

Working with a qualified piano teacher can provide valuable feedback and guidance on developing your expressive touch.

Touch and expression are the lifeblood of piano playing. Through the skillful manipulation of the keys, pianists can create a myriad of sonic possibilities, conveying a wide range of emotions and articulations. By understanding the fundamentals of touch, exploring the art of musical interpretation, and dedicating themselves to practice, pianists can develop an expressive touch that will captivate their audiences and bring the music to life.


Image Gallery

Below is a curated gallery of high-quality images depicting touch and expression in piano playing:





The pianist's expressive touch breathes life into the music, their every movement reflecting the emotional depth of the piece.




Touch and Expression in Piano Playing (Dover Books

On Music: Piano) by Clarence G. Hamilton

★★★★☆ 4 out of 5


Language : English
File size : 7908 KB
Text-to-Speech : Enabled
Screen Reader : Supported
Enhanced typesetting : Enabled
Word Wise : Enabled

Print length : 82 pages
Lending : Enabled



Understanding How to Build Guitar Chords and Arpeggios: A Comprehensive Guide for Guitarists

Mastering guitar chords and arpeggios is a fundamental aspect of guitar playing that opens up a world of musical possibilities. These techniques provide the backbone for...



Closing the Shocking Education Gap for American Children: A Comprehensive Guide to Addressing Educational Inequalities and Ensuring Equitable Outcomes for All Students

Education is the foundation upon which a successful and just society is built. It empowers individuals with the knowledge, skills, and critical thinking...