


The Ultimate Guide to Training Your Cat: Stop Biting, Scratching, and Problem Behavior

Cats are independent creatures, but that doesn't mean they can't be trained. With patience and consistency, you can teach your cat to behave in a way that's acceptable to you. This guide will provide you with everything you need to know about training your cat, from basic obedience to stopping problem behaviors like biting, scratching, and more.

Basic Obedience

The first step in training your cat is to teach them basic obedience commands. These commands will help you to control your cat's behavior and make it easier to train them in other areas.



How to Train Your Cat... and Stop Biting, Scratching and Problem Behavior by Beverley Louis

★★★★☆ 4.1 out of 5

Language : English
File size : 3048 KB
Text-to-Speech : Enabled
Screen Reader : Supported
Enhanced typesetting : Enabled
Print length : 82 pages
Lending : Enabled



The following are some basic obedience commands that you can teach your cat:

* **Sit:** To teach your cat to sit, hold a treat in front of their nose and slowly move it backward over their head. As your cat follows the treat, their bottom will naturally lower into a sitting position. Repeat this process several times until your cat understands the command. * **Stay:** Once your cat has mastered the sit command, you can teach them to stay. To do this, say the command "stay" and then step back. If your cat stays in the sit position, reward them with a treat. Gradually increase the distance and duration of the stay command until your cat can stay for several minutes at a time. * **Come:** To teach your cat to come when called, start by calling their name in a friendly voice. When your cat looks at you, reward them with a treat. Gradually increase the distance between you and your cat until they can come to you from across the room.

Stopping Problem Behaviors

Once your cat has mastered basic obedience, you can start to address problem behaviors like biting, scratching, and more.

Biting

There are several reasons why cats bite. They may be teething, hungry, scared, or in pain. If your cat is biting, it's important to first rule out any underlying medical conditions.

Once you've ruled out any medical causes, you can start to train your cat to stop biting. Here are a few tips:

* **Never punish your cat for biting.** This will only make them more scared or aggressive. * **Redirect your cat's biting to an appropriate object,** such as a toy. * **Provide your cat with plenty of opportunities to play and exercise.** This will help to redirect their energy and make them less

likely to bite. * **If your cat is biting out of fear or aggression, it's important to seek professional help.**

Scratching

Scratching is a natural behavior for cats. It helps them to mark their territory, stretch their muscles, and keep their claws healthy. However, scratching can also be a problem if your cat is scratching furniture, carpets, or other objects in your home.

Here are a few tips to stop your cat from scratching:

* **Provide your cat with a scratching post.** This will give them a designated place to scratch and help to protect your furniture. * **Make sure the scratching post is tall enough for your cat to stretch out on.** * **Place the scratching post in a location where your cat likes to scratch.** * **Reward your cat for using the scratching post.** * **If your cat continues to scratch furniture, you can try using a deterrent spray.**

Other Problem Behaviors


In addition to biting and scratching, there are a number of other problem behaviors that cats can exhibit, such as:

* **Aggression*** **Anxiety*** **Depression*** **Litter box problems*** **Spraying**

If your cat is exhibiting any of these behaviors, it's important to seek professional help. A veterinarian or animal behaviorist can help you to determine the cause of the behavior and develop a plan to address it.

Training your cat can be a challenging but rewarding experience. With patience and consistency, you can teach your cat to behave in a way that's acceptable to you. By addressing problem behaviors early on, you can help to prevent them from becoming a major issue.

If you're having trouble training your cat, don't give up. There are many resources available to help you, including books, websites, and professional trainers. With a little effort, you can train your cat to be a well-behaved and loving companion.




How to Train Your Cat... and Stop Biting, Scratching and Problem Behavior by Beverley Louis

★★★★☆ 4.1 out of 5

Language : English
File size : 3048 KB
Text-to-Speech : Enabled
Screen Reader : Supported
Enhanced typesetting : Enabled
Print length : 82 pages
Lending : Enabled

FREE

DOWNLOAD E-BOOK



Understanding How to Build Guitar Chords and Arpeggios: A Comprehensive Guide for Guitarists

Mastering guitar chords and arpeggios is a fundamental aspect of guitar playing that opens up a world of musical possibilities. These techniques provide the backbone for...



Closing the Shocking Education Gap for American Children: A Comprehensive Guide to Addressing Educational Inequalities and Ensuring Equitable Outcomes for All Students

Education is the foundation upon which a successful and just society is built. It empowers individuals with the knowledge, skills, and critical thinking...