


The Educator's Guide to Edmodo: Maximizing Classroom Engagement and Collaboration

Edmodo is a free and easy-to-use online platform that helps educators connect with students, parents, and other educators. It offers a variety of tools for communication, collaboration, and assessment, making it a valuable resource for any educator.



Let's Get Social: The Educator's Guide to Edmodo

by Raphael Raphael

★★★★☆ 4.7 out of 5

Language	: Spanish
File size	: 1151 KB
Text-to-Speech	: Enabled
Enhanced typesetting	: Enabled
Word Wise	: Enabled
Lending	: Enabled
Screen Reader	: Supported
Print length	: 433 pages
Hardcover	: 154 pages
Item Weight	: 10.2 ounces
Dimensions	: 6 x 0.58 x 9 inches



Getting Started with Edmodo

To get started with Edmodo, you will need to create an account. You can do this by visiting the Edmodo website and clicking on the "Sign Up" button. Once you have created an account, you can add your students by entering their email addresses or by sending them a join code.

Once your students have joined Edmodo, you can start using the platform to communicate with them. You can post announcements, send messages, and share files. Students can also post comments and questions, and they can collaborate on projects and assignments.

Using Edmodo for Classroom Engagement

Edmodo offers a variety of tools that can help you engage your students in learning. These tools include:

- **Polls and quizzes:** You can use polls and quizzes to assess student understanding and to get feedback on your lessons.
- **Discussions:** You can use discussions to encourage students to share their thoughts and ideas on a variety of topics.
- **Assignments:** You can use assignments to assign homework, projects, and other tasks.
- **Groups:** You can use groups to divide students into smaller groups for projects or discussions.

Using Edmodo for Collaboration

Edmodo also offers a variety of tools that can help you collaborate with other educators. These tools include:

- **Communities:** You can join communities to connect with other educators who teach the same subject or who are interested in the same topics.
- **Groups:** You can create groups to collaborate with other educators on projects or initiatives.

- **Shared folders:** You can share folders with other educators to share resources and materials.

Using Edmodo for Assessment

Edmodo offers a variety of tools that can help you assess student learning. These tools include:

- **Polls and quizzes:** You can use polls and quizzes to assess student understanding and to get feedback on your lessons.
- **Assignments:** You can use assignments to assess student work on projects, homework, and other tasks.
- **Rubrics:** You can create rubrics to help you assess student work in a more consistent and objective way.

Benefits of Using Edmodo

There are many benefits to using Edmodo in the classroom. These benefits include:

- **Improved communication:** Edmodo makes it easy to communicate with students, parents, and other educators.
- **Increased engagement:** Edmodo offers a variety of tools that can help you engage students in learning.
- **Enhanced collaboration:** Edmodo makes it easy to collaborate with other educators on projects and initiatives.
- **Improved assessment:** Edmodo offers a variety of tools that can help you assess student learning.

Edmodo is a powerful online platform that can help educators connect with students, parents, and other educators. It offers a variety of tools for communication, collaboration, and assessment, making it a valuable resource for any educator. If you are not already using Edmodo, I encourage you to give it a try. You may be surprised at how much it can help you improve your teaching.

Here are some additional tips for using Edmodo effectively in the classroom:

- **Set clear expectations:** Let students know what you expect from them on Edmodo and how they will be using the platform.
- **Make it a regular part of your routine:** Use Edmodo consistently to communicate with students, post assignments, and facilitate discussions.
- **Be responsive:** Respond to student messages and comments in a timely manner.
- **Use a variety of tools:** Take advantage of all the tools that Edmodo offers, from polls and quizzes to assignments and groups.
- **Get feedback:** Ask students for feedback on how you are using Edmodo and make adjustments as needed.


With a little planning and effort, you can use Edmodo to create a more engaging and collaborative learning environment for your students.

Let's Get Social: The Educator's Guide to Edmodo


by Raphael Raphael

★★★★★ 4.7 out of 5

Language : Spanish

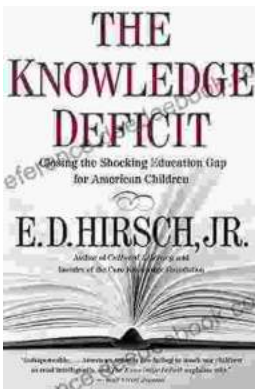


File size	: 1151 KB
Text-to-Speech	: Enabled
Enhanced typesetting	: Enabled
Word Wise	: Enabled
Lending	: Enabled
Screen Reader	: Supported
Print length	: 433 pages
Hardcover	: 154 pages
Item Weight	: 10.2 ounces
Dimensions	: 6 x 0.58 x 9 inches



Understanding How to Build Guitar Chords and Arpeggios: A Comprehensive Guide for Guitarists

Mastering guitar chords and arpeggios is a fundamental aspect of guitar playing that opens up a world of musical possibilities. These techniques provide the backbone for...



Closing the Shocking Education Gap for American Children: A Comprehensive Guide to Addressing Educational Inequalities and Ensuring Equitable Outcomes for All Students

Education is the foundation upon which a successful and just society is built. It empowers individuals with the knowledge, skills, and critical thinking...

