


Teacher and Student Progressive Development Curriculum: A Journey From Beginner to Mastery

In today's rapidly changing world, it is more important than ever to have a solid educational foundation. A progressive development curriculum can help students develop the skills and knowledge they need to succeed in school and beyond. This type of curriculum is designed to help students learn at their own pace and in a way that is most effective for them.

A progressive development curriculum is typically divided into several levels, each of which builds on the skills and knowledge learned in the previous level. This allows students to gradually progress through the curriculum at their own pace. As students progress through the curriculum, they will be challenged to learn new material while also reviewing and reinforcing what they have already learned.



The Ultimate Drum Kit Learning Method: A Teacher and Student Progressive Development Curriculum

(Beginner Thru Intermediate) by Tyrone Steele

★★★★★ 5 out of 5

Language	: English
File size	: 63942 KB
Text-to-Speech	: Enabled
Screen Reader	: Supported
Enhanced typesetting	: Enabled
Word Wise	: Enabled
Print length	: 286 pages
Lending	: Enabled



There are many benefits to using a progressive development curriculum. Some of the benefits include:

- Students can learn at their own pace.
- Students can focus on areas where they need the most help.
- Students can build on their prior knowledge and skills.
- Students can develop a sense of accomplishment as they progress through the curriculum.

How to Create a Progressive Development Curriculum

There are a few key things to keep in mind when creating a progressive development curriculum. First, you need to identify the skills and knowledge that you want students to learn. Once you have identified the skills and knowledge, you need to organize them into a logical sequence. Finally, you need to create activities and lessons that will help students learn the skills and knowledge.

Here are some tips for creating a progressive development curriculum:

- Start with the basics. The first level of your curriculum should focus on teaching students the basic skills and knowledge they need to succeed in the next level.
- Build on prior knowledge. Each level of your curriculum should build on the skills and knowledge learned in the previous level.

- Provide opportunities for practice. Students need opportunities to practice the skills they are learning. This can be done through homework, classwork, and projects.
- Provide feedback. Feedback is essential for students to learn and progress. Provide feedback to students on their work so that they can identify areas where they need to improve.
- Be flexible. A progressive development curriculum should be flexible enough to meet the needs of all students. Allow students to progress at their own pace and provide support to students who need it.

The Role of the Teacher in a Progressive Development Curriculum

The teacher plays a vital role in a progressive development curriculum. The teacher is responsible for creating a positive learning environment, providing instruction, and assessing student progress. The teacher should also be flexible and willing to adapt the curriculum to meet the needs of the students.

Here are some tips for teachers who are implementing a progressive development curriculum:

- Be enthusiastic and passionate about the subject matter.
- Create a positive and supportive learning environment.
- Provide clear and concise instruction.
- Provide opportunities for students to practice what they have learned.
- Provide feedback to students on their work.

- Be flexible and willing to adapt the curriculum to meet the needs of the students.

The Role of the Student in a Progressive Development Curriculum

Students play an active role in their own learning in a progressive development curriculum. Students are responsible for setting goals, completing assignments, and participating in class. Students should also be willing to ask for help when they need it.

Here are some tips for students who are learning in a progressive development curriculum:

- Set goals for yourself.
- Complete all assignments on time.
- Participate in class.
- Ask for help when you need it.
- Be persistent and never give up.

A progressive development curriculum can be a powerful tool for helping students succeed in school and beyond. This type of curriculum allows students to learn at their own pace and in a way that is most effective for them. The teacher plays a vital role in creating a positive learning environment and providing instruction. Students also play an active role in their own learning. By working together, teachers and students can create a successful learning experience for all.


The Ultimate Drum Kit Learning Method: A Teacher and Student Progressive Development Curriculum



(Beginner Thru Intermediate) by Tyrone Steele


★★★★★ 5 out of 5

Language : English
File size : 63942 KB
Text-to-Speech : Enabled
Screen Reader : Supported
Enhanced typesetting : Enabled
Word Wise : Enabled
Print length : 286 pages
Lending : Enabled



Understanding How to Build Guitar Chords and Arpeggios: A Comprehensive Guide for Guitarists

Mastering guitar chords and arpeggios is a fundamental aspect of guitar playing that opens up a world of musical possibilities. These techniques provide the backbone for...



Closing the Shocking Education Gap for American Children: A Comprehensive Guide to Addressing Educational Inequalities and Ensuring Equitable Outcomes for All Students

Education is the foundation upon which a successful and just society is built. It empowers individuals with the knowledge, skills, and critical thinking...

