


Step-by-Step Instructions for Learning to Play the Piano for Church

Playing the piano for church can be a rewarding and fulfilling experience. It's a great way to share your love of music with others and lead them in worship. But if you've never played before, it can seem like a daunting task. That's why we've put together these step-by-step instructions to help you get started.

Step 1: Choose the Right Piano

The first step is to choose the right piano. If you're just starting out, you may want to consider renting a piano until you're sure that you're committed to learning. Once you're ready to buy a piano, there are a few things to keep in mind:



Hymn Playing: Step-by-Step Instructions for Learning to Play the Piano For Church by Jake Shimabukuro

★★★★★ 5 out of 5
Language : English
File size : 7554 KB
Print length : 48 pages
Screen Reader: Supported
Paperback : 64 pages
Item Weight : 7.8 ounces
Dimensions : 8.5 x 0.16 x 11 inches



- **Size:** Pianos come in a variety of sizes, from small upright pianos to large grand pianos. Choose a piano that is the right size for your space

and your budget.

- **Type:** There are two main types of pianos: acoustic pianos and digital pianos. Acoustic pianos are traditional pianos that produce sound by striking hammers against strings. Digital pianos are electronic pianos that produce sound using digital technology. Digital pianos are often more affordable than acoustic pianos and they can be a good option for beginners.
- **Brand:** There are many different brands of pianos on the market. Some of the most popular brands include Yamaha, Kawai, and Steinway & Sons. Do some research to find a brand that you like and that fits your budget.

Step 2: Find a Piano Teacher

Once you have a piano, you'll need to find a piano teacher. A good piano teacher can help you learn the basics of piano playing and develop your skills. Look for a teacher who is experienced and who has a good reputation. You may also want to take group piano lessons at your church or in your community.

Step 3: Learn the Basics

The first thing you'll need to learn is the basic piano keys. The piano has 88 keys, which are divided into two groups: the white keys and the black keys. The white keys are the natural notes (C, D, E, F, G, A, and B), and the black keys are the sharps and flats (C#, D#, F#, G#, and A#). You can use the following diagram to help you learn the piano keys:



Once you know the piano keys, you can start learning how to play simple songs. Start with songs that are in a simple key, such as C major or G major. As you progress, you can start to learn more complex songs.

Step 4: Practice Regularly


The key to learning how to play the piano is to practice regularly. Aim to practice for at least 30 minutes each day. As you practice, focus on developing your technique and your musicality. Technique refers to the physical skills involved in playing the piano, such as your fingering and your hand position. Musicality refers to the expression and emotion that you put into your playing.

Step 5: Play for Others

Once you feel comfortable playing the piano, start playing for others. This will help you to develop your confidence and your skills. You can play for

your family and friends, or you can join a choir or a band. Playing for others will also help you to learn how to play different styles of music.

Learning to play the piano for church can be a challenging but rewarding experience. By following these step-by-step instructions, you can learn the basics of piano playing and develop your skills. With practice and dedication, you can become a confident and skilled piano player who can lead worship with confidence.




Hymn Playing: Step-by-Step Instructions for Learning to Play the Piano For Church by Jake Shimabukuro

★★★★★ 5 out of 5

Language : English
File size : 7554 KB
Print length : 48 pages
Screen Reader: Supported
Paperback : 64 pages
Item Weight : 7.8 ounces
Dimensions : 8.5 x 0.16 x 11 inches

FREE

DOWNLOAD E-BOOK



Understanding How to Build Guitar Chords and Arpeggios: A Comprehensive Guide for Guitarists

Mastering guitar chords and arpeggios is a fundamental aspect of guitar playing that opens up a world of musical possibilities. These techniques provide the backbone for...



Closing the Shocking Education Gap for American Children: A Comprehensive Guide to Addressing Educational Inequalities and Ensuring Equitable Outcomes for All Students

Education is the foundation upon which a successful and just society is built. It empowers individuals with the knowledge, skills, and critical thinking...