


Paradiddles: Frameworks, Phrases, and Ideas to Unleash Your Drumming Potential

Welcome to the rhythmically rich world of paradiddles! As drummers, paradiddles are an essential component of our vocabulary, providing a solid foundation for developing speed, dexterity, and coordination. This comprehensive guide will delve into the frameworks, phrases, and ideas associated with paradiddles, empowering you to unlock your drumming potential and expand your rhythmic horizons.



Paradiddles: Frameworks, Phrases, and Ideas

by William Bay

★★★★☆ 4.6 out of 5

Language : English

File size : 8637 KB

Screen Reader: Supported

Print length : 96 pages

Lending : Enabled



Understanding the Paradiddle Framework

At its core, a paradiddle is a four-stroke rhythmic pattern consisting of two single strokes followed by two double strokes. It is typically represented as RLRR, where "R" denotes a right-hand stroke and "L" denotes a left-hand stroke. This basic framework serves as the foundation for a vast array of variations and applications.

One of the key aspects of paradiddles is the concept of sticking. Sticking refers to the specific sequence of hands used to execute the pattern. The standard paradiddle sticking, as mentioned earlier, is RLRR. However, countless other sticking variations exist, such as LRLR, RRLL, and LRRL, each with its unique feel and rhythmic possibilities.

Unveiling the World of Paradiddle Phrases

Beyond the fundamental paradiddle framework, a wealth of rhythmic phrases and combinations can be derived. These phrases range from simple two-stroke variations to complex multi-measure patterns that challenge even seasoned drummers.

Double Paradiddles: By duplicating the basic paradiddle pattern, double paradiddles create a rhythmic whirlwind of RLRR LRLR. This pattern is a staple in drum solos and improvisations, offering endless possibilities for rhythmic exploration.

Paradiddle Inversions: Inverting the order of the single and double strokes within the paradiddle framework gives rise to a family of inverted paradiddles. These variations include the paradiddle-diddle (RLRR LRLL), the diddle-paradiddle (LRLL RLRR), and the swiss army triplet (LRLL RLL).

Extended Paradiddle Phrases: Combining paradiddles with other rhythmic patterns, such as triplets, flams, and drags, results in extended paradiddle phrases. These phrases are intricate rhythmic tapestries that showcase the versatility and dexterity achievable through paradiddle mastery.

Ideas for Integrating Paradiddles into Your Drumming

The practical application of paradiddles extends far beyond technical exercises. By incorporating paradiddles into your playing, you can enhance your grooves, fills, and solos.


Groove Enhancements: Adding paradiddles to basic grooves can inject a subtle yet effective rhythmic twist. Experiment with playing paradiddles on the hi-hat or snare drum to create a more dynamic and engaging groove.

Fills with Flair: Paradiddles provide a solid rhythmic foundation for creating memorable fills. Try transitioning from a paradiddle into a triplet fill or combining double paradiddles with flam accents to captivate your audience.

Solo Explorations: Paradiddles serve as a launchpad for extended drum solos. Explore different sticking variations, combine paradiddle phrases with other rudiments, and experiment with dynamics and tempos to create unique and captivating solo performances.

Paradiddles are a rhythmic treasure trove that offers a pathway to drumming excellence. By understanding the frameworks, phrases, and ideas associated with paradiddles, you can unlock a world of rhythmic possibilities and elevate your drumming to new heights. Embrace the rhythmic journey, practice diligently, and let the paradiddles ignite your drumming passion.

Remember, the key to mastering paradiddles lies in consistent practice and a willingness to experiment. The more you explore the rhythmic tapestry of paradiddles, the more they will enrich your drumming vocabulary and empower you to create captivating and unforgettable performances.



Paradiddles: Frameworks, Phrases, and Ideas

by William Bay

★★★★☆ 4.6 out of 5


Language : English

File size : 8637 KB

Screen Reader: Supported

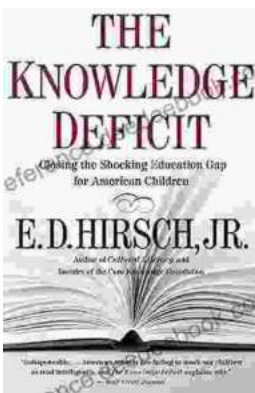
Print length : 96 pages

Lending : Enabled



Understanding How to Build Guitar Chords and Arpeggios: A Comprehensive Guide for Guitarists

Mastering guitar chords and arpeggios is a fundamental aspect of guitar playing that opens up a world of musical possibilities. These techniques provide the backbone for...



Closing the Shocking Education Gap for American Children: A Comprehensive Guide to Addressing Educational Inequalities and Ensuring Equitable Outcomes for All Students

Education is the foundation upon which a successful and just society is built. It empowers individuals with the knowledge, skills, and critical thinking...