

Mandolin Tunes Made Easy: A Comprehensive Guide for Beginners

Embark on a musical adventure with the enchanting mandolin! This comprehensive guide is your ultimate companion, designed to empower beginners with the knowledge and techniques to play beautiful mandolin tunes. Whether you're a complete novice or have some musical experience, this guide will guide you through every step of your mandolin journey.



Mandolin Tunes Made Easy: Big Note/Large Print

Edition by William Bay

★★★★☆ 4.6 out of 5

Language : English

File size : 16015 KB

Screen Reader : Supported

Print length : 96 pages

Lending : Enabled



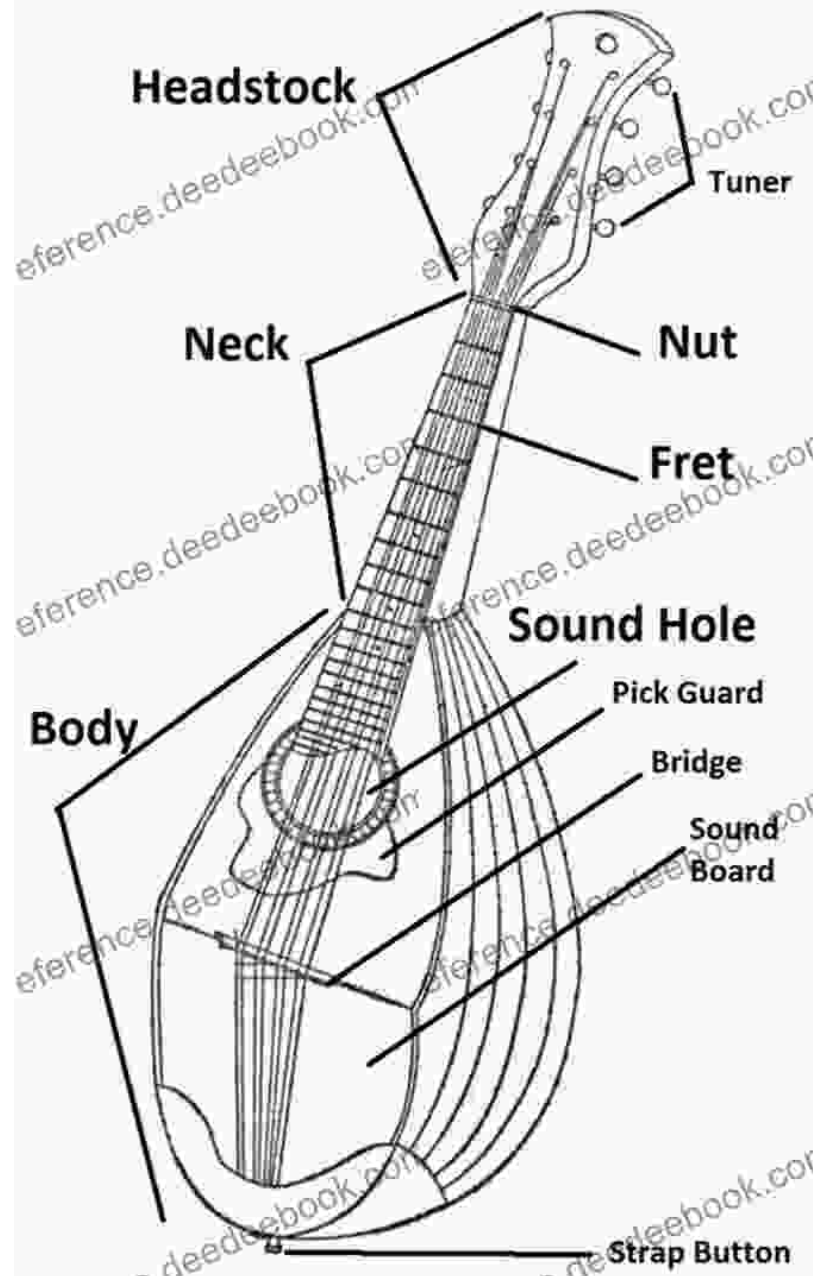
Chapter 1: Getting Started

1.1 Choosing Your Mandolin



Selecting the right mandolin is crucial for a beginner's success. Consider factors such as body style (F-style or A-style), wood type (spruce, maple, mahogany), and price range. Our guide provides detailed descriptions and recommendations to help you make an informed choice.

1.2 Mandolin Anatomy



Familiarize yourself with the different parts of the mandolin, including the headstock, neck, fretboard, body, bridge, strings, and tailpiece. Understanding the mandolin's anatomy will enhance your playing technique.

1.3 Tuning the Mandolin

Tune your mandolin correctly to ensure accurate notes and harmonious sound. This guide provides step-by-step instructions for tuning your mandolin using common tuning methods, such as GDAE tuning.

Chapter 2: Basic Techniques

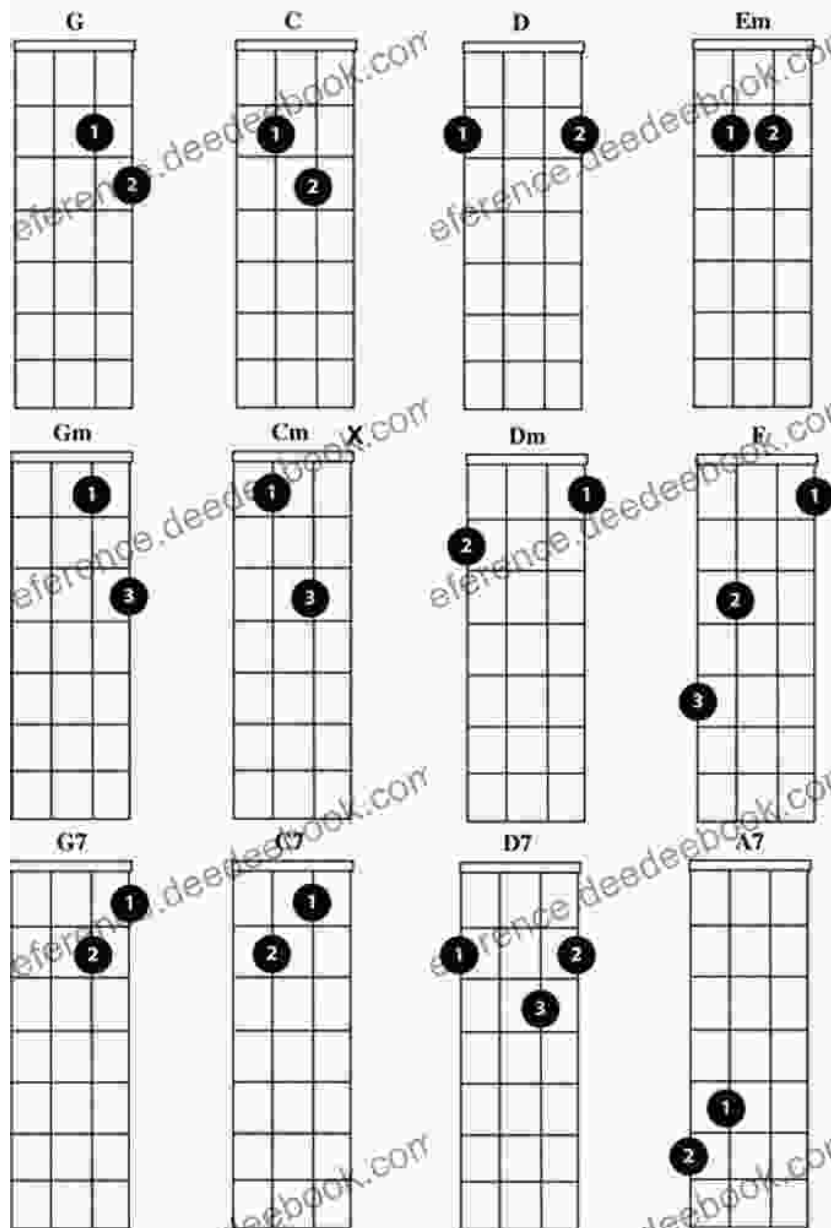
2.1 Holding the Mandolin



Master the proper technique for holding the mandolin, ensuring comfort and optimal playing position. Learn about hand placement, posture, and how to hold the pick.

2.2 Basic Chords

Easy Mandolin Chords by Bradley Laird



Chords are the foundation of music, and this guide introduces you to essential basic mandolin chords, including G, C, D, Am, and E7. Clear chord diagrams and explanations make learning chords effortless.

2.3 Fingerpicking Patterns

8 Essential Fingerpicking Patterns

Gavin Libertre Guitar

Pattern #1 Arpeggio played up the chord

Pattern #1 is a 4/4 time signature piece. The melody is written in a treble clef and consists of four measures: G, C, D, and G. The guitar tablature below shows the fret numbers for each note: G (3, 2, 0, 2), C (0, 2, 3, 0), D (2, 3, 2, 0), and G (3, 2, 0, 2).

Pattern #2 Up chord Alternate bass

Pattern #2 is a 4/4 time signature piece. The melody is written in a treble clef and consists of four measures: G, C, D, and G. The guitar tablature below shows the fret numbers for each note: G (3, 2, 0, 2), C (0, 2, 3, 0), D (2, 3, 2, 0), and G (3, 2, 0, 2).

Pattern #3 Arpeggio played down the chord

Pattern #3 is a 4/4 time signature piece. The melody is written in a treble clef and consists of four measures: G, C, D, and G. The guitar tablature below shows the fret numbers for each note: G (3, 2, 0, 2), C (0, 2, 3, 0), D (2, 3, 2, 0), and G (3, 2, 0, 2).

Pattern #4 Down chord Alternate bass

Pattern #4 is a 4/4 time signature piece. The melody is written in a treble clef and consists of four measures: G, C, D, and G. The guitar tablature below shows the fret numbers for each note: G (3, 2, 0, 2), C (0, 2, 3, 0), D (2, 3, 2, 0), and G (3, 2, 0, 2).

Add rhythm and melody to your playing with fingerpicking techniques. This guide covers popular fingerpicking patterns, such as rolling, alternating bass, and Travis picking, providing step-by-step instructions and exercises to develop your finger dexterity.

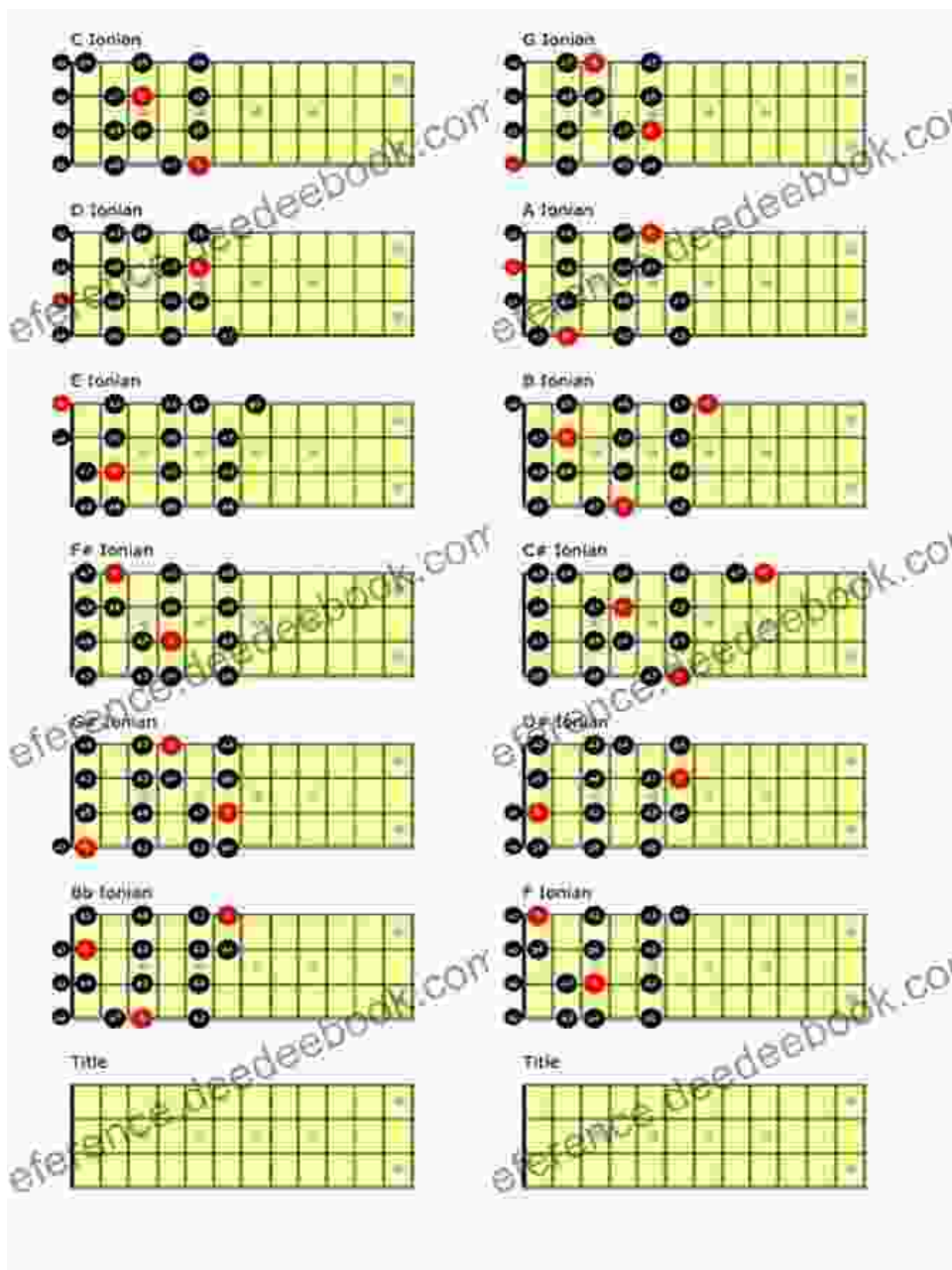
2.4 Strumming Techniques



Explore strumming techniques to accompany your melodies. Learn downstrokes, upstrokes, alternate strumming, and double strokes, and practice exercises to improve your strumming rhythm and control.

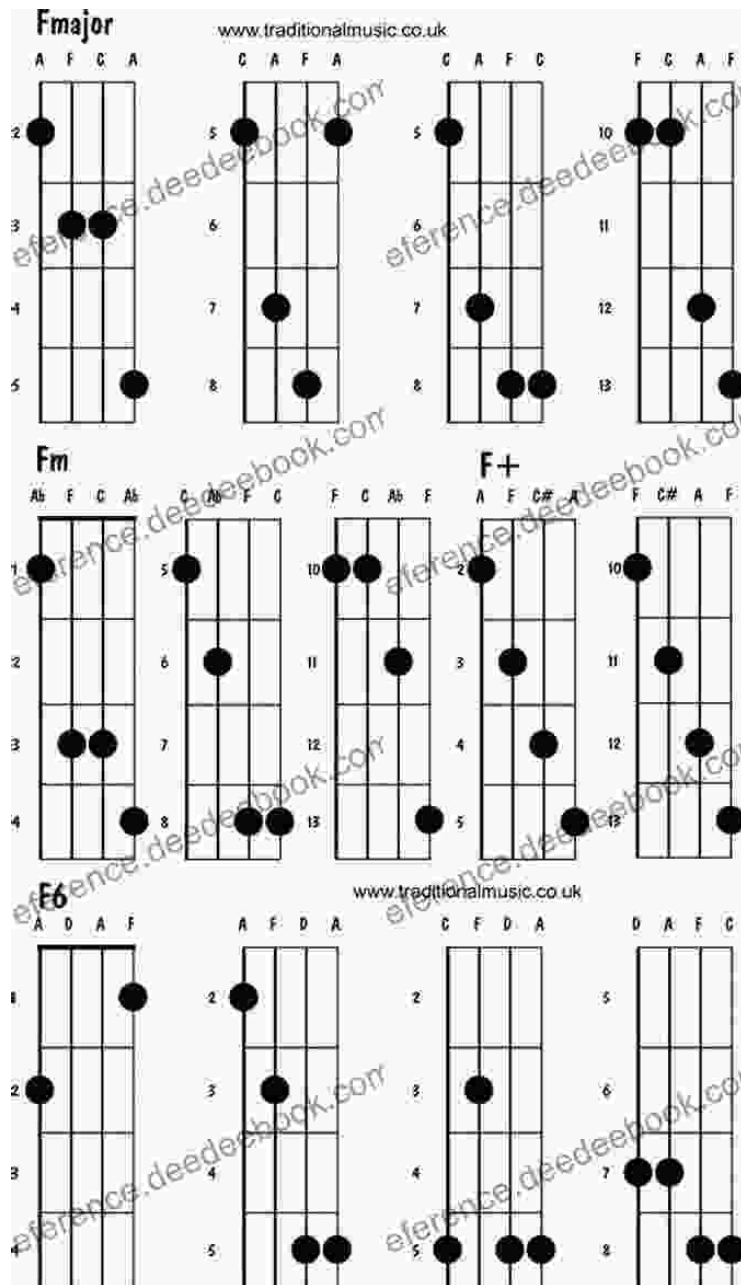
Chapter 3: Intermediate Techniques

3.1 Scales and Arpeggios



Expand your musical vocabulary with scales and arpeggios. This chapter introduces major, minor, and pentatonic scales, as well as their arpeggio counterparts. Mastering scales and arpeggios enhances your improvisation and soloing abilities.

3.2 Advanced Chords



Take your chord knowledge to the next level with advanced chords. Explore suspended chords, 7th chords, extended chords, and diminished chords, expanding your harmonic possibilities and adding depth to your playing.

3.3 Bluegrass Mandolin Techniques



Explore the captivating world of bluegrass mandolin playing. Learn crosspicking, a fundamental bluegrass technique that creates a driving and energetic sound, and tremolo picking, which adds a unique rhythmic flair to your melodies.

Chapter 4: Advanced Arrangements

4.1 Classical Mandolin Pieces

The image displays two systems of musical notation, likely for guitar or mandolin. Each system consists of four staves: a top staff with a treble clef and a bottom staff with a bass clef. The first system begins with a treble clef and a key signature of one sharp (F#). The notation includes various rhythmic patterns, including sixteenth and thirty-second notes, and rests. The second system continues the piece with similar rhythmic complexity. A copyright notice at the bottom of the page reads: "New Music from iTunes.com © Copyright 2019 Red Bull Music Technology Ltd".


Venture into the realm of classical mandolin arrangements. Discover beautiful pieces by renowned composers, such as Bach, Vivaldi, and Giuliani, and learn how to interpret and play these timeless melodies.

4.2 Folk and Traditional Melodies



Experience the richness of folk and traditional music on the mandolin. Explore a diverse collection of tunes from around the world, including traditional Irish jigs and reels, American folk songs, and Eastern European dances.

4.3 Improvisation and Soloing



Unlock your creativity with improvisation and soloing. Learn how to use scales, arpeggios, and advanced techniques to create your own unique melodies and express yourself through the mandolin.

Congratulations on embarking on your mandolin journey! With the knowledge and techniques provided in this comprehensive guide, you have the foundation to play beautiful mandolin tunes and explore the captivating

world of mandolin music. Keep practicing, experiment with different styles, and enjoy the rewarding experience of making music with this enchanting instrument.



Mandolin Tunes Made Easy: Big Note/Large Print

Edition by William Bay

★★★★☆ 4.6 out of 5


Language : English

File size : 16015 KB

Screen Reader: Supported


Print length : 96 pages

Lending : Enabled



Understanding How to Build Guitar Chords and Arpeggios: A Comprehensive Guide for Guitarists

Mastering guitar chords and arpeggios is a fundamental aspect of guitar playing that opens up a world of musical possibilities. These techniques provide the backbone for...



Closing the Shocking Education Gap for American Children: A Comprehensive Guide to Addressing Educational Inequalities and Ensuring Equitable Outcomes for All Students

Education is the foundation upon which a successful and just society is built. It empowers individuals with the knowledge, skills, and critical thinking...