


How to Find the Perfect Used Car: A Comprehensive Guide

:

Buying a used car can be a great way to save money and get into a reliable vehicle. However, it can also be a daunting task, especially if you're not sure where to start. That's where this comprehensive guide comes in. We'll walk you through every step of the used car buying process, from researching your options to negotiating a price. By the end of this guide, you'll be equipped with the knowledge and confidence you need to find the perfect used car for your needs.



How to Buy the Right Used Car: Your easy and complete how to guide by Stephen Turvil

★★★★☆ 4.5 out of 5

Language : English
File size : 2401 KB
Text-to-Speech : Enabled
Screen Reader : Supported
Enhanced typesetting : Enabled
Print length : 315 pages
Lending : Enabled



Step 1: Research Your Options

The first step in buying a used car is to research your options. This means deciding what type of car you need, what features are important to you, and

how much you can afford to spend. Here are a few things to consider:

- **What type of car do you need?** Consider your lifestyle and needs. Do you need a sedan, SUV, or truck? How many passengers do you need to accommodate? Do you need a car that's good for commuting, road trips, or off-roading?
- **What features are important to you?** Make a list of the features that are most important to you. This might include things like fuel efficiency, safety features, technology features, or interior space.
- **How much can you afford to spend?** It's important to set a budget before you start shopping for a used car. Consider your monthly income, expenses, and how much you can afford to put down on a car. You should also factor in the cost of insurance, registration, and taxes.

Once you've done your research, you can start narrowing down your options. There are a number of websites and resources that can help you find used cars for sale in your area. You can also check with your local dealerships to see what they have in stock.

Step 2: Inspect the Car Thoroughly

Once you've found a few used cars that you're interested in, it's time to take them for a test drive. Before you take a test drive, be sure to inspect the car thoroughly. Here are a few things to look for:

- **The exterior:** Look for any dents, scratches, or rust. Check the tires for wear and tear. Make sure the windows and lights are in good condition.

- **The interior:** Check the seats, carpets, and dashboard for any signs of wear or damage. Test all of the controls and features to make sure they work properly.
- **Under the hood:** Pop the hood and take a look at the engine. Look for any leaks or signs of damage. Check the fluid levels and make sure the belts and hoses are in good condition.

Once you've inspected the car, take it for a test drive. Pay attention to how the car handles, accelerates, and brakes. Make sure the car is comfortable to drive and that it meets your needs.

Step 3: Get a Vehicle History Report

Once you've found a used car that you're interested in, it's important to get a vehicle history report. A vehicle history report will provide you with information about the car's past, including any accidents, repairs, or maintenance. This information can help you make an informed decision about whether or not to buy the car.

There are a number of companies that offer vehicle history reports. You can typically purchase a report for around \$20-\$50. Once you have the report, review it carefully. Look for any red flags, such as major accidents or repeated repairs.

Step 4: Negotiate a Price

Once you've decided on a used car, it's time to negotiate a price. The first step is to research the car's value. You can use websites like Kelley Blue

Book or NADA Guides to get an estimate of the car's worth. Once you know the car's value, you can start negotiating with the seller.

When negotiating a price, be prepared to walk away. If the seller is not willing to meet your price, don't be afraid to move on. There are plenty of other used cars on the market.

Step 5: Get the Car Inspected

Before you buy a used car, it's a good idea to get it inspected by a mechanic. A mechanic can look over the car and make sure that it is in good condition. This can give you peace of mind and help you avoid any unexpected problems down the road.

You can find a mechanic by asking for recommendations from friends or family. You can also check with your local dealership or auto repair shop.

Step 6: Buy the Car

Once you've negotiated a price and had the car inspected, it's time to buy the car. You will need to sign a purchase agreement and pay for the car. Be sure to get a copy of the purchase agreement for your records.


Congratulations! You've now purchased a used car. By following these steps, you can increase your chances of finding a reliable and budget-friendly vehicle that meets your needs.

Additional Tips:

- **Be patient.** The process of buying a used car can take some time. Don't get discouraged if you don't find the perfect car right away.
- **Do your research.** The more you know about used cars, the better equipped you'll be to make an informed decision.
- **Be prepared to negotiate.** The price of a used car is not always set in stone. Be prepared to negotiate with the seller to get the best possible price.
- **Get a vehicle history report.** A vehicle history report can provide you with valuable information about the car's past.
- **Get the car inspected.** A mechanic can inspect the car and make sure that it is in good condition.

:

Buying a used car can be a great way to save money and get into a reliable vehicle. By following the steps in this guide, you can increase your chances of finding the perfect car for your needs. Just remember to be patient, do your research, and be prepared to negotiate. With a little effort, you can find a used car that you'll love for years to come.




How to Buy the Right Used Car: Your easy and complete how to guide by Stephen Turvil

★★★★☆ 4.5 out of 5

Language : English
 File size : 2401 KB
 Text-to-Speech : Enabled
 Screen Reader : Supported
 Enhanced typesetting : Enabled
 Print length : 315 pages
 Lending : Enabled


FREE

DOWNLOAD E-BOOK



Understanding How to Build Guitar Chords and Arpeggios: A Comprehensive Guide for Guitarists

Mastering guitar chords and arpeggios is a fundamental aspect of guitar playing that opens up a world of musical possibilities. These techniques provide the backbone for...



Closing the Shocking Education Gap for American Children: A Comprehensive Guide to Addressing Educational Inequalities and Ensuring Equitable Outcomes for All Students

Education is the foundation upon which a successful and just society is built. It empowers individuals with the knowledge, skills, and critical thinking...