


How To Play Bagpipes: A Comprehensive Guide to Mastering This Majestic Instrument

The bagpipes, with their haunting melodies and captivating drones, have captivated audiences for centuries. This ancient instrument, synonymous with Scottish culture, requires a unique blend of skill and passion to master. Whether you're a seasoned musician or a curious novice, this comprehensive guide will provide you with the essential knowledge and techniques to embark on your bagpiping journey.

There are various types of bagpipes, each with its distinct characteristics. For beginners, the Great Highland Bagpipe is a popular choice due to its availability and resources. It consists of a chanter, three drones, and a blowpipe connected to a bag made from sheepskin or goatskin.

In addition to the bagpipes, you'll need a few essential accessories:



How To Play Bagpipes: Learn About The Bagpipes, Its Components And Playing Techniques by William Bay

★★★★☆ 4.6 out of 5

Language	: English
File size	: 2763 KB
Text-to-Speech	: Enabled
Screen Reader	: Supported
Enhanced typesetting	: Enabled
Word Wise	: Enabled
Print length	: 20 pages
Lending	: Enabled

FREE

DOWNLOAD E-BOOK



- **Reed:** This vibrates inside the chanter to produce the sound.
- **Drone Reeds:** These provide the continuous drone notes.
- **Bag Cover:** Protects the bag from moisture and wear.
- **Moistening Bag:** Keeps the bag moist to ensure proper air flow.
- **Tuning Fork or Drone Tuner:** Helps you tune the drones to the correct pitch.

The chanter, played with the left hand, has nine holes. Each combination of covered and uncovered holes produces a different note. Start by practicing scales and simple tunes to develop finger dexterity.

The blowpipe is where you blow into the bag. Use steady, controlled breaths while maintaining light but firm pressure on the chanter holes. Experiment with different blowing techniques and finger pressures to manipulate the sound.

The position and shape of your lips on the blowpipe influence the tone and intonation of the bagpipes. Practice forming a tight, circular embouchure to produce a clear and resonant sound.

These short, embellishing notes add ornamentation to the melody. They are typically played by quickly covering and releasing specific holes.

Vibrato involves gently moving your fingers on the chanter holes to create a wavering effect. It adds expression and character to your playing.

The drones can be manipulated to create various effects. By covering or uncovering drone vent holes, you can alter the drone volume, pitch, and

even create harmonies.

Proper maintenance is crucial for the longevity of your bagpipes.

- **Regular Cleaning:** Regularly clean the bagpipes with a damp cloth to remove moisture and dirt.
- **Oiling:** Apply mineral oil to the bag and chanter to keep them supple and airtight.
- **Reed Adjustment:** Adjust the reeds as needed to ensure proper sound and intonation.
- **Storing Properly:** Store the bagpipes in a dry and well-ventilated area to prevent mold and deterioration.

Mastering the bagpipes is a rewarding endeavor that requires dedication, practice, and a love for the instrument. By following the steps outlined in this guide, you can embark on this captivating musical journey. Remember, the path to proficiency is paved with perseverance, patience, and a deep appreciation for the rich tradition and artistry of bagpiping.




How To Play Bagpipes: Learn About The Bagpipes, Its Components And Playing Techniques by William Bay

★★★★☆ 4.6 out of 5

Language : English
File size : 2763 KB
Text-to-Speech : Enabled
Screen Reader : Supported
Enhanced typesetting : Enabled
Word Wise : Enabled
Print length : 20 pages
Lending : Enabled


FREE

DOWNLOAD E-BOOK



Understanding How to Build Guitar Chords and Arpeggios: A Comprehensive Guide for Guitarists

Mastering guitar chords and arpeggios is a fundamental aspect of guitar playing that opens up a world of musical possibilities. These techniques provide the backbone for...



Closing the Shocking Education Gap for American Children: A Comprehensive Guide to Addressing Educational Inequalities and Ensuring Equitable Outcomes for All Students

Education is the foundation upon which a successful and just society is built. It empowers individuals with the knowledge, skills, and critical thinking...