


Dixieland Tunes for Fingerstyle Guitar: A Comprehensive Guide to Playing Jazz Standards



Dixieland Tunes for Fingerstyle Guitar by David Barrett

★ ★ ★ ★ ☆ 4 out of 5

Language : English

File size : 6432 KB

Screen Reader: Supported

Print length : 34 pages

Lending : Enabled



Dixieland jazz is a lively and upbeat style of jazz that originated in New Orleans in the early 1900s. It is characterized by its use of brass instruments, such as trumpets, trombones, and clarinets, and its syncopated rhythms. Dixieland jazz is often played in a fast tempo and features improvised solos by the musicians.

Fingerstyle guitar is a technique of playing the guitar in which the fingers are used to pluck the strings, rather than using a pick. This technique allows for a greater degree of control over the sound of the guitar, and can be used to create a wide variety of sounds, from delicate arpeggios to powerful strumming.

In this guide, we will explore the basics of Dixieland jazz and fingerstyle guitar, and we will learn how to play some classic Dixieland tunes on fingerstyle guitar.

Getting Started

If you are new to Dixieland jazz or fingerstyle guitar, I recommend that you start by learning some of the basic chords and rhythms. There are many resources available online and in books that can help you get started.

Once you have a basic understanding of Dixieland jazz and fingerstyle guitar, you can start to learn some of the classic tunes. In this guide, we will learn how to play "When the Saints Go Marching In," "St. Louis Blues," and "Tiger Rag."

When the Saints Go Marching In

"When the Saints Go Marching In" is a traditional Dixieland jazz standard that was written by James Milton Black in 1923. The song is characterized by its simple melody and its syncopated rhythm.

To play "When the Saints Go Marching In" on fingerstyle guitar, you can use the following chords:

* C * G7 * F * Dm

The strumming pattern for the song is:

* Down, down, down, down, up, up, down

The fingerpicking pattern for the melody is:

* Thumb on the 5th string, 3rd fret * Index finger on the 4th string, 2nd fret *
Middle finger on the 3rd string, 2nd fret * Ring finger on the 2nd string, 1st
fret * Pinky on the 1st string, 1st fret

St. Louis Blues

"St. Louis Blues" is a jazz standard that was written by W.C. Handy in 1914. The song is a slow blues that is characterized by its haunting melody and its use of blue notes.

To play "St. Louis Blues" on fingerstyle guitar, you can use the following chords:

* Dm7 * G7 * C6 * Fmaj7

The strumming pattern for the song is:

* Down, down, down, down, up, up, down

The fingerpicking pattern for the melody is:

* Thumb on the 6th string, 5th fret * Index finger on the 5th string, 4th fret *
Middle finger on the 4th string, 3rd fret * Ring finger on the 3rd string, 2nd
fret * Pinky on the 2nd string, 1st fret

Tiger Rag

"Tiger Rag" is a jazz standard that was written by the Original Dixieland Jazz Band in 1917. The song is a fast-paced ragtime that is characterized by its syncopated rhythm and its use of brass instruments.

To play "Tiger Rag" on fingerstyle guitar, you can use the following chords:

* C * G7 * F * Dm


The strumming pattern for the song is:

* Down, down, down, down, up, up, down

The fingerpicking pattern for the melody is:

* Thumb on the 5th string, 3rd fret * Index finger on the 4th string, 2nd fret *
Middle finger on the 3rd string, 2nd fret * Ring finger on the 2nd string, 1st
fret * Pinky on the 1st string, 1st fret

In this guide, we have explored the basics of Dixieland jazz and fingerstyle guitar, and we have learned how to play some classic Dixieland tunes on fingerstyle guitar. With practice, you will be able to play these tunes and many others.



Dixieland Tunes for Fingerstyle Guitar by David Barrett

★★★★☆ 4 out of 5

Language : English


File size : 6432 KB

Screen Reader: Supported

Print length : 34 pages


Lending : Enabled





Understanding How to Build Guitar Chords and Arpeggios: A Comprehensive Guide for Guitarists

Mastering guitar chords and arpeggios is a fundamental aspect of guitar playing that opens up a world of musical possibilities. These techniques provide the backbone for...



Closing the Shocking Education Gap for American Children: A Comprehensive Guide to Addressing Educational Inequalities and Ensuring Equitable Outcomes for All Students

Education is the foundation upon which a successful and just society is built. It empowers individuals with the knowledge, skills, and critical thinking...