


# Crocheted Granny Squares: Twenty to Make



## Twenty to Crochet: Crocheted Granny Squares (Twenty to Make) by Val Pierce

★★★★☆ 4.4 out of 5

Language : English  
File size : 19742 KB  
Text-to-Speech : Enabled  
Screen Reader : Supported  
Enhanced typesetting : Enabled  
Print length : 51 pages  
Lending : Enabled

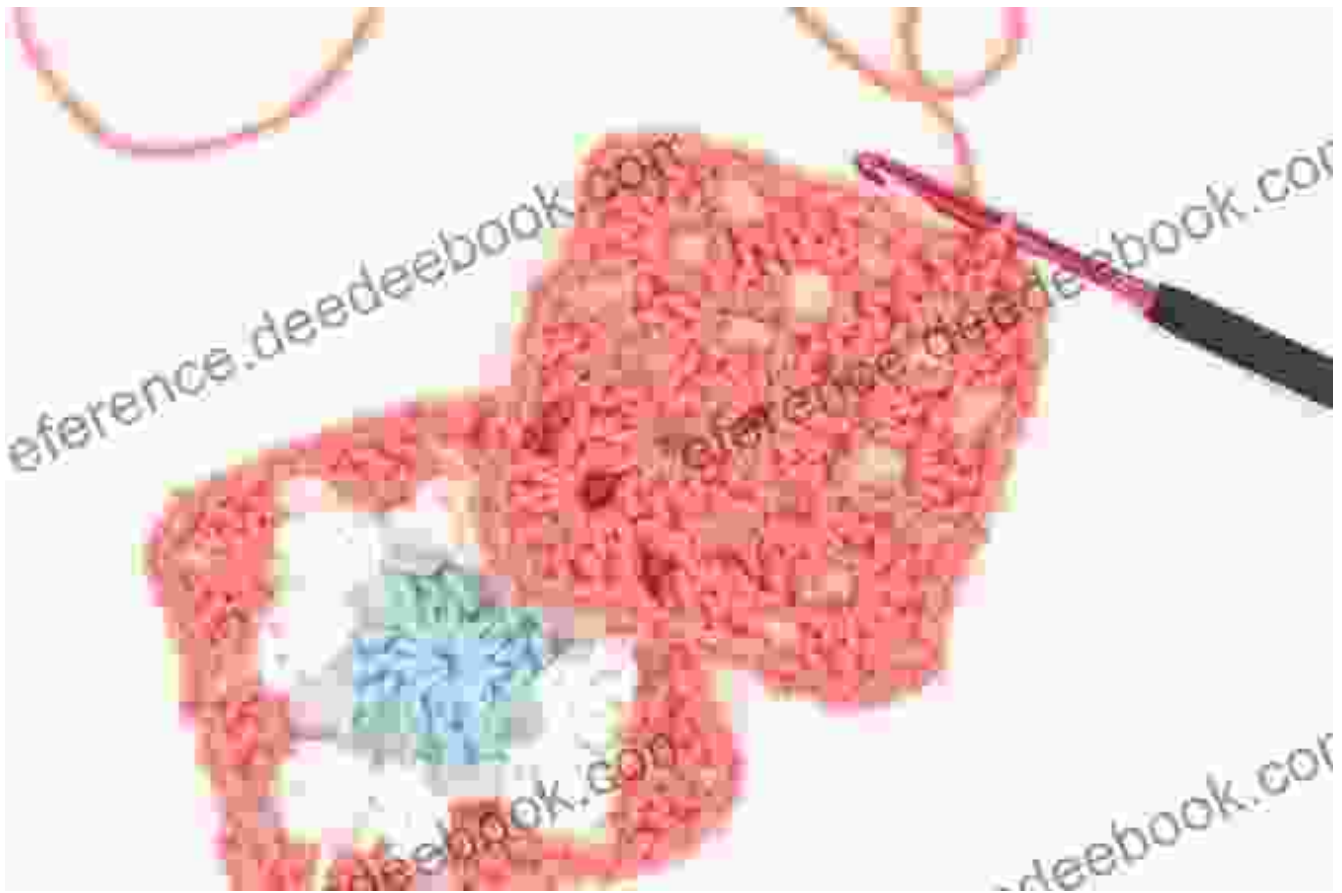


Granny squares are a classic crochet stitch that is easy to learn and fun to make. They can be used to create a variety of projects, from blankets and throws to coasters and bags. The possibilities are endless!

If you're looking for some inspiration for your next granny square project, check out these 20 beautiful patterns. We've included a variety of styles and colors, so there's sure to be something for everyone.


## 1. Classic Granny Square

The classic granny square is a timeless design that is perfect for beginners. It's easy to make and can be used to create a variety of projects.




## 2. Granny Stripe Square

The granny stripe square is a fun and colorful variation on the classic granny square. It's perfect for adding a pop of color to your projects.




### **3. Granny Cluster Square**

The granny cluster square is a beautiful and intricate variation on the classic granny square. It's perfect for adding a touch of elegance to your projects.




#### **4. Bobble Granny Square**

The bobble granny square is a fun and textured variation on the classic granny square. It's perfect for adding a touch of whimsy to your projects.




## 5. Popcorn Granny Square

The popcorn granny square is a fun and textured variation on the classic granny square. It's perfect for adding a touch of dimension to your projects.




## 6. Star Granny Square

The star granny square is a beautiful and unique variation on the classic granny square. It's perfect for adding a touch of sparkle to your projects.



## 7. Flower Granny Square

The flower granny square is a beautiful and delicate variation on the classic granny square. It's perfect for adding a touch of femininity to your projects.



## 8. Heart Granny Square


The heart granny square is a fun and whimsical variation on the classic granny square. It's perfect for adding a touch of love to your projects.





## 9. Butterfly Granny Square

The butterfly granny square is a beautiful and delicate variation on the classic granny square. It's perfect for adding a touch of nature to your projects.



## 10. Chevron Granny Square

The chevron granny square is a fun and modern variation on the classic granny square. It's perfect for adding a touch of geometric style to your projects.




## 11. Ripple Granny Square

The ripple granny square is a beautiful and unique variation on the classic granny square. It's perfect for adding a touch of movement to your projects.




## 12. Spike Granny Square

The spike granny square is a fun and textured variation on the classic granny square. It's perfect for adding a touch of interest to your projects.



### **13. Shell Granny Square**

The shell granny square is a beautiful and delicate variation on the classic granny square. It's perfect for adding a touch of elegance to your projects.




## 14. Picot Granny Square

The picot granny square is a beautiful and delicate


**Twenty to Crochet: Crocheted Granny Squares (Twenty to Make)** by Val Pierce

★★★★☆ 4.4 out of 5

Language : English

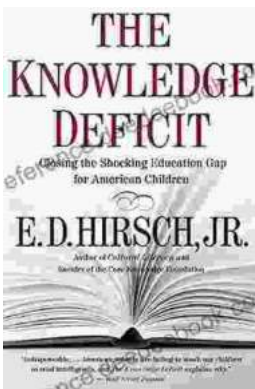


File size : 19742 KB  
Text-to-Speech : Enabled  
Screen Reader : Supported  
Enhanced typesetting : Enabled  
Print length : 51 pages  
Lending : Enabled



## Understanding How to Build Guitar Chords and Arpeggios: A Comprehensive Guide for Guitarists

Mastering guitar chords and arpeggios is a fundamental aspect of guitar playing that opens up a world of musical possibilities. These techniques provide the backbone for...



## Closing the Shocking Education Gap for American Children: A Comprehensive Guide to Addressing Educational Inequalities and Ensuring Equitable Outcomes for All Students

Education is the foundation upon which a successful and just society is built. It empowers individuals with the knowledge, skills, and critical thinking...