


# Classical Duets For All: A Beginner's Guide to Playing Beautiful Music with a Friend

The first step in playing classical duets is to choose the right duets. There are many different factors to consider when choosing duets, such as the level of difficulty, the length of the pieces, and the style of music.

If you are a beginner, it is best to start with easier duets. These duets will be shorter and less challenging to learn. As you progress, you can gradually move on to more difficult duets.

The length of the duets is also an important consideration. If you are playing for a specific event, such as a recital or a wedding, you will need to choose duets that are the appropriate length.



## Classical Duets for All: For B-flat Trumpet or Baritone T.C. from the Baroque to the 20th Century (Classical Instrumental Ensembles for All) by William Bay

★★★★☆ 4.6 out of 5

Language : English

File size : 7100 KB

Screen Reader : Supported

Print length : 24 pages

FREE

DOWNLOAD E-BOOK



Finally, you should consider the style of music when choosing duets. There are many different styles of classical music, from Baroque to Romantic. Choose duets that you and your friend enjoy playing.

Once you have chosen the right duets, it is time to start practicing. The best way to practice duets is to find a regular practice time with your friend. This will give you the opportunity to work on your timing, intonation, and dynamics.

It is also important to practice duets slowly and carefully. This will help you to avoid mistakes and build up your confidence. As you become more comfortable with the duets, you can gradually increase the tempo.


Once you have practiced your duets, it is time to start performing them. This can be a daunting task, but it is also a lot of fun. Here are a few tips for performing duets:

- Make sure that you and your friend are well-rehearsed.
- Choose a venue that is appropriate for the size of your audience.
- Set up your chairs so that you are facing each other and can see each other's hands.
- Start the duet slowly and carefully.
- Keep your eyes on your music and listen to each other.
- Breathe together and be expressive.
- Enjoy the performance!

Playing classical duets is a great way to learn how to play music with a friend. It is also a lot of fun! In this article, we have provided you with a beginner's guide to playing classical duets. We hope that you will find this information helpful.

:

A photo of two people playing a classical duet on a piano. The woman is playing the piano, and the man is playing the violin. They are both smiling and looking at each other. The photo is taken from a low angle, and the background is blurred.



## Classical Duets for All: For B-flat Trumpet or Baritone T.C. from the Baroque to the 20th Century (Classical Instrumental Ensembles for All) by William Bay

★★★★☆ 4.6 out of 5

Language : English


File size : 7100 KB

Screen Reader: Supported

Print length : 24 pages


FREE

DOWNLOAD E-BOOK



## Understanding How to Build Guitar Chords and Arpeggios: A Comprehensive Guide for Guitarists

Mastering guitar chords and arpeggios is a fundamental aspect of guitar playing that opens up a world of musical possibilities. These techniques provide the backbone for...



## **Closing the Shocking Education Gap for American Children: A Comprehensive Guide to Addressing Educational Inequalities and Ensuring Equitable Outcomes for All Students**

Education is the foundation upon which a successful and just society is built. It empowers individuals with the knowledge, skills, and critical thinking...