


An Essential Study of Blues Bass for the Beginning to Intermediate

The bass guitar is a fundamental component of any blues band, providing the rhythmic foundation and harmonic support that drives the music forward. For aspiring bassists looking to master the nuances of blues bass, this article offers a comprehensive guide to essential techniques, scales, and grooves.



Blues Bass Method - School of the Blues: An Essential Study of Blues Bass for the Beginning to Intermediate

by David Barrett

★★★★☆ 4.5 out of 5

Language : English

File size : 18284 KB

Screen Reader: Supported

Print length : 41 pages

Lending : Enabled



A Brief History of Blues Bass

The origins of blues bass can be traced back to the early 20th century, when musicians began adapting the upright bass (also known as the double bass) to play blues music. As the electric bass guitar gained popularity in the 1950s and 1960s, it became the preferred instrument for blues bassists due to its portability and versatility.

The Role of the Bass Guitar in a Blues Band

In a blues band, the bass guitar has several essential roles:

- **Providing the rhythmic foundation:** The bass guitar establishes the groove and keeps the rhythm steady, often playing a repetitive bassline or walking bass pattern.
- **Supporting the harmony:** The bass guitar reinforces the chords played by the guitar and keyboard, providing harmonic depth and support.
- **Connecting the rhythm and lead sections:** The bass guitar bridges the gap between the rhythm section (drums and bass) and the lead section (guitar and vocals), creating a cohesive musical experience.

Essential Techniques for Blues Bass

There are several techniques that are essential for blues bass playing:

- **Fingerstyle:** Most blues bassists play with their fingers, using a combination of plucking and slapping techniques to create a warm, mellow sound.
- **Walking bass:** A walking bass is a bass line that moves chromatically, creating a fluid and dynamic sound. It is a common technique used in blues and jazz music.
- **Shuffle bass:** A shuffle bass is a bass line that follows a distinctive rhythmic pattern, with a strong emphasis on the first and third beats of each measure. It is a key element of blues and rock music.

Essential Scales for Blues Bass

The following scales are essential for blues bass playing:

- **Major scale:** The major scale provides the foundation for many blues progressions and solos.
- **Minor pentatonic scale:** The minor pentatonic scale is a simplified version of the major scale, containing only the essential notes for blues playing.
- **Blues scale:** The blues scale is a variation of the minor pentatonic scale, with an added flatted fifth note (the "blue note").

Essential Grooves for Blues Bass

There are several grooves that are essential for blues bass playing:

- **12-bar blues:** The 12-bar blues is the most common blues progression, and it serves as the basis for many blues songs. The bass line typically follows a simple pattern, with variations depending on the style of blues being played.
- **Shuffle blues:** Shuffle blues is a variation of the 12-bar blues, with a distinctive rhythmic pattern that creates a relaxed, danceable groove.
- **Funk blues:** Funk blues is a fusion of blues and funk music, characterized by a strong emphasis on the bass guitar and drums. The bass lines in funk blues are often syncopated and funky.


Practical Exercises for Blues Bass

The following exercises will help you develop your blues bass skills:

- **Practice your scales:** Regularly practice the major scale, minor pentatonic scale, and blues scale in different keys. This will improve your finger dexterity and knowledge of the fretboard.

- **Learn basic basslines:** Start by learning simple basslines for common blues progressions, such as the 12-bar blues and shuffle blues. Focus on getting the rhythm and groove right.
- **Improvise over blues progressions:** Once you have mastered some basic basslines, start improvising over blues progressions. Use the scales you have learned to create your own basslines and solos.

Mastering blues bass is an ongoing journey that requires patience, practice, and dedication. By understanding the history, techniques, scales, and grooves of blues bass, you can develop your skills and become a valuable member of any blues band. Remember to experiment with different styles and techniques, and most importantly, have fun playing the blues!



Blues Bass Method - School of the Blues: An Essential Study of Blues Bass for the Beginning to Intermediate

by David Barrett

★★★★☆ 4.5 out of 5

Language : English

File size : 18284 KB

Screen Reader: Supported


Print length : 41 pages

Lending : Enabled

FREE

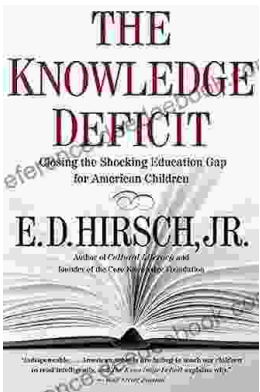
DOWNLOAD E-BOOK





Understanding How to Build Guitar Chords and Arpeggios: A Comprehensive Guide for Guitarists

Mastering guitar chords and arpeggios is a fundamental aspect of guitar playing that opens up a world of musical possibilities. These techniques provide the backbone for...



Closing the Shocking Education Gap for American Children: A Comprehensive Guide to Addressing Educational Inequalities and Ensuring Equitable Outcomes for All Students

Education is the foundation upon which a successful and just society is built. It empowers individuals with the knowledge, skills, and critical thinking...