


A Comprehensive Guide to Raising Chickens for Eggs: Feed, Equipment, and More

Raising chickens for eggs in your own garden can be a rewarding experience. Not only will you have a constant supply of fresh, organic eggs, but you'll also get to enjoy the company of these friendly and fascinating creatures.

If you're thinking about keeping chickens, there are a few things you'll need to take into consideration, such as the type of chickens you want to raise, the size of your garden, and the amount of time you're willing to commit to their care.



Happy raising chickens in your backyard for beginners: How to raising chickens for eggs in your own garden. 1x1 about feed, equipment, costs and care. by Kirk Williams

★★★★☆ 4.8 out of 5

Language : English
File size : 2339 KB
Text-to-Speech : Enabled
Screen Reader : Supported
Enhanced typesetting : Enabled
Print length : 29 pages
Lending : Enabled



Once you've done your research and decided that raising chickens is right for you, the next step is to get started with the basics. This guide will

provide you with all the information you need to know about feeding, housing, and caring for your chickens.

Choosing the Right Chicken Breed

There are many different breeds of chickens to choose from, each with its own unique characteristics. Some breeds are better for egg production than others, so it's important to do your research before making a decision.

If you're looking for a breed that is known for its egg-laying abilities, some good choices include:

- White Leghorns
- Rhode Island Reds
- Plymouth Rocks
- Wyandottes
- Orpingtons

These breeds are all known for laying a large number of eggs per year. They are also relatively easy to care for, making them a good choice for beginners.

Housing Your Chickens

Chickens need a safe and secure place to live. The type of housing you choose will depend on the size of your flock and the amount of space you have available.

Some popular housing options include:

- **Chicken coops:** Coops are small enclosures that provide chickens with shelter from the elements and predators. They typically have a nesting box where the chickens can lay their eggs.
- **Chicken houses:** Houses are larger than coops and can accommodate a larger flock. They often have multiple nesting boxes and a roosting area where the chickens can sleep.
- **Chicken runs:** Runs are enclosed areas where chickens can exercise and graze. They can be attached to a coop or house, or they can be separate.

No matter what type of housing you choose, make sure that it is well-ventilated, clean, and free of pests.

Feeding Your Chickens

Chickens need a balanced diet to stay healthy and productive. A good-quality chicken feed will provide them with all the nutrients they need.

In addition to feed, chickens also need access to fresh water at all times. Water is essential for their health and egg production.

There are a few different types of chicken feed available:

- **Starter feed:** Starter feed is designed for chicks from birth to 6 weeks of age. It is high in protein and energy to support their rapid growth.
- **Grower feed:** Grower feed is designed for chicks from 6 weeks to 18 weeks of age. It is lower in protein and energy than starter feed, but it still provides the nutrients that growing chickens need.

- **Layer feed:** Layer feed is designed for chickens that are laying eggs. It is high in calcium to help them produce strong eggshells.

It is important to feed your chickens the correct type of feed for their age and stage of production. Feeding them the wrong type of feed can lead to health problems.

Caring for Your Chickens

In addition to feeding and housing, chickens also need regular care to stay healthy and happy.

Some important care tasks include:

- **Cleaning their coop or house:** Coops and houses should be cleaned regularly to prevent the buildup of bacteria and parasites.
- **Checking for pests:** Chickens can be susceptible to pests, such as mites and lice. It is important to check for pests regularly and treat them if necessary.
- **Trimming their nails:** Chickens' nails can grow long and sharp, which can be uncomfortable for them. It is important to trim their nails regularly.
- **Providing them with enrichment:** Chickens are curious and active creatures. Providing them with enrichment, such as toys and scratching areas, can help to keep them entertained and healthy.

By following these tips, you can help your chickens live a long and healthy life.


Raising Chickens for Eggs: A Rewarding Experience

Raising chickens for eggs can be a rewarding experience. Not only will you have a constant supply of fresh, organic eggs, but you'll also get to enjoy the company of these friendly and fascinating creatures.

By following the tips in this guide, you can provide your chickens with the care they need to thrive.

Additional Resources

- The Happy Chicken Coop
- Backyard Chickens
- My Pet Chicken




Happy raising chickens in your backyard for beginners: How to raising chickens for eggs in your own garden. 1x1 about feed, equipment, costs and care. by Kirk Williams

★★★★☆ 4.8 out of 5


Language : English
File size : 2339 KB
Text-to-Speech : Enabled
Screen Reader : Supported
Enhanced typesetting : Enabled
Print length : 29 pages
Lending : Enabled





Understanding How to Build Guitar Chords and Arpeggios: A Comprehensive Guide for Guitarists

Mastering guitar chords and arpeggios is a fundamental aspect of guitar playing that opens up a world of musical possibilities. These techniques provide the backbone for...



Closing the Shocking Education Gap for American Children: A Comprehensive Guide to Addressing Educational Inequalities and Ensuring Equitable Outcomes for All Students

Education is the foundation upon which a successful and just society is built. It empowers individuals with the knowledge, skills, and critical thinking...