


100 Ultimate Soul Funk And Grooves For Trombone

Looking to add some soul, funk, and grooves to your trombone playing? Check out our list of 100 ultimate soul funk and grooves for trombone. These licks and patterns will help you get that funky sound and add some spice to your playing.



100 Ultimate Soul Funk and R&B Grooves for Trombone (100 Ultimate Soul, Funk and R&B Grooves)

by David Barrett

★★★★★ 5 out of 5

Language : English

File size : 4926 KB

Screen Reader : Supported

Print length : 77 pages

Lending : Enabled



Warm-ups

Before you start playing any of the licks or patterns, it's important to warm up your trombone. This will help you avoid injury and ensure that you're playing at your best.

Here are a few warm-up exercises:

1. Long tones: Hold each note for 4-8 beats, focusing on maintaining a clear and even sound.

2. Lip slurs: Slide up and down the trombone, slurring between each note.
3. Scales: Play major and minor scales, focusing on accuracy and intonation.

Licks

Now that you're warmed up, let's start learning some licks. These licks are short, melodic phrases that you can use to add some spice to your playing.

Here are a few soul funk licks for trombone:

1. **The James Brown Lick:** This lick is a classic soul funk lick that is often used in the horn section. It's a simple lick, but it's very effective.
2. **The Maceo Parker Lick:** This lick is a bit more complex than the James Brown lick, but it's still very playable. It's a great lick for adding some funk to your playing.
3. **The Fred Wesley Lick:** This lick is a great way to add some groove to your playing. It's a bit more challenging than the other two licks, but it's worth learning.

Grooves

In addition to licks, you can also add some grooves to your trombone playing. Grooves are rhythmic patterns that you can play along with a backing track or other instruments.

Here are a few soul funk grooves for trombone:

1. **The James Brown Groove:** This groove is a classic soul funk groove that is often used in the horn section. It's a simple groove, but it's very effective.
2. **The Maceo Parker Groove:** This groove is a bit more complex than the James Brown groove, but it's still very playable. It's a great groove for adding some funk to your playing.
3. **The Fred Wesley Groove:** This groove is a great way to add some groove to your playing. It's a bit more challenging than the other two grooves, but it's worth learning.

Putting It All Together

Now that you've learned some licks and grooves, you can start putting them together to create your own unique sound. Experiment with different combinations of licks and grooves to find what works best for you.


Here are a few tips for putting it all together:

- Start with a simple groove and add some licks over the top.
- Experiment with different combinations of licks and grooves.
- Don't be afraid to make mistakes. The more you practice, the better you'll get.

Learning to play soul funk and grooves on the trombone is a great way to add some spice to your playing. With a little practice, you'll be able to master these licks and grooves and create your own unique sound.

So what are you waiting for? Start practicing today!

Image Alt Text: Trombone player performing on stage



100 Ultimate Soul Funk and R&B Grooves for Trombone (100 Ultimate Soul, Funk and R&B Grooves)

by David Barrett

★★★★★ 5 out of 5


Language : English

File size : 4926 KB

Screen Reader: Supported


Print length : 77 pages

Lending : Enabled



Understanding How to Build Guitar Chords and Arpeggios: A Comprehensive Guide for Guitarists

Mastering guitar chords and arpeggios is a fundamental aspect of guitar playing that opens up a world of musical possibilities. These techniques provide the backbone for...



Closing the Shocking Education Gap for American Children: A Comprehensive Guide to Addressing Educational Inequalities and Ensuring Equitable Outcomes for All Students

Education is the foundation upon which a successful and just society is built. It empowers individuals with the knowledge, skills, and critical

thinking...